


Chester Raccoon and the Almost Perfect Sleepover

By Audrey Penn



ABOUT THE BOOK

"Are we almost there?" Chester Raccoon asked his mother.

Chester is excited about going to his very first sleepover. After his mother drops him off at Pepper Opossum's house with a Kissing Hand in his palm, Chester and his animal friends have a long day of playing games and eating snacks. But when the animals decide to bed down, Chester can't go to sleep.

While his Kissing Hand has kept him from getting scared, he isn't in his own bedroom, and he misses his family. When Chester returns home, Mrs. Raccoon welcomes her little cub and reassures him that his home is always there when he needs it.

Young readers will enjoy reading about the party fun and take comfort when Chester finds himself in a situation they can relate to.

STORYTIME ACTIVITIES

► Follow the Leader:

Pepper Opossum suggests follow the leader as his first game. When the story's over, let each child be the leader around the room.

► Acorn Toss:

Acorns were used in the games Chester and his friends played. Create your own game with acorns by allowing each child 3 chances to toss acorns into an upturned flower pot in the center of the floor.

► Guess What's Next:

There's so much fun to be had at a sleepover. After the first two games in the story are played, ask the children to

predict what they would play for the next game. They can draw their thoughts on the Favorite Way to Play template.

► Sharing and Caring:

Each friend adds to the fun of the day, and there were many emotions that the characters in the story shared—including happy, nervous, disappointed, and loved. Discuss the feelings Chester and his friends felt throughout the book, and then share if you've ever felt that way. How did you feel at the end of the story?



Tanglewood


Kids are at the heart of our books

For more activities, visit

www.tanglewoodbooks.com

Chester Raccoon and the Almost Perfect Sleepover

By Audrey Penn



WHAT'S YOUR FAVORITE WAY TO PLAY?

Chester likes to hang upside-down at sleepovers. What do you like to do when you visit a friend's house and stay the night? Draw a picture in the space below of your favorite way to play, whether that's reading, playing soccer, eating treats, or hanging upside down, too!



Tanglewood

Kids are at the heart of our books


For more activities, visit

www.tanglewoodbooks.com



Chester Raccoon and the Almost Perfect Sleepover

By Audrey Penn



EAT LIKE YOUR NOCTURNAL FRIENDS!

Chester and his friends love munching on bugs and grubs, and you can too...just made out of more yummy ingredients.

BABY BELL LADY BUGS

Ingredients:

Sachel of Baby Bell Cheeses

Black Peppercorns

Directions: Unwrap the baby bell cheeses from their plastic packaging. Pull back the tab of the wax protecting the soft white cheese inside until the tab detaches. Open the remaining wax slightly to expose the cheese inside without taking off the wax (those are the wings). Shake out a few peppercorns and push them in whatever pattern you like on each wax wing to make spots.

WORMS IN DIRT

Ingredients:

1 Package of Instant Chocolate Pudding (and ingredients to make)

1 Tub Cool Whipped Topping

2 Cups Oreos, Crushed

1 Package of Worm Gummy Candy

Small Plastic Cups

Directions: Create the chocolate pudding as package instructs. Mix cool whip with chocolate pudding and $\frac{1}{4}$ of the cookie crumbs. Scoop "mud" into plastic cups until $\frac{3}{4}$ full. Place worms in cups so $\frac{1}{3}$ of worm still sticks up from above cup. Cover top of mud with the rest of the cookie crumbs.

PEANUT BUTTER SNAIL

Ingredients:

Celery

Smooth Peanut Butter

Apples

Pretzels

Small Chocolate Chips for Baking

Directions: Cut celery into 2-inch pieces. Spread peanut butter along groove in celery with a little dollop more at one end. Cut apples into thin $\frac{1}{4}$ inch slices so they resemble a C shape and fit into celery groove. Break pretzels so you have two $\frac{1}{2}$ inch pieces to use as antenna to stick right behind the dollop of peanut butter. Place two chocolate chips on the left and right side of the dollop for eyes.



If you really want to go all out, pipe two half circles of peanut butter on the side of the apple to create a more realistic snail shell look.



Tanglewood


Kids are at the heart of our books

For more activities, visit

www.tanglewoodbooks.com

Chester Raccoon and the Almost Perfect Sleepover

By Audrey Penn



PERFECT SLEEPOVER WORD SEARCH

Find some of our favorite words used in *Chester Raccoon and the Perfect Sleepover*

AMBER
BADGER
CASSY
CRICKET
DARTS
GRUBS
GUEST
HOLLOW
HOME
MINNOW
OPOSSUM
OVERDAY
PEPPER
POLITE
PORCUPINE
QUILL
RABBIT
SASSAFRAS
SKUNK
SLEEPOVER
SLUGS
SQUIRREL
STANLEY
STINKYPUFF
STONES

H	E	R	D	K	F	P	O	L	I	T	E	G	Y	M	Z
S	R	A	A	B	F	K	V	S	H	O	L	L	O	W	L
C	S	B	P	E	P	P	E	R	A	R	B	X	P	D	P
Q	R	B	A	M	B	E	R	V	G	J	T	K	O	D	O
E	S	I	C	I	X	B	D	A	R	T	S	E	S	J	R
I	A	T	G	N	R	N	A	P	U	S	T	M	S	S	C
T	S	K	U	N	K	E	Y	O	B	Q	A	V	U	Y	U
R	S	G	E	O	F	B	X	E	S	U	N	S	M	V	P
J	A	D	S	W	F	N	D	Q	U	I	L	L	G	H	I
R	F	S	T	A	N	L	E	Y	Y	R	E	U	D	W	N
C	R	I	M	S	E	S	W	V	H	R	Y	G	S	H	E
C	A	S	S	Y	Q	T	U	C	S	E	W	S	M	O	X
B	S	L	E	E	P	O	V	E	R	L	C	T	D	M	O
X	T	N	C	O	M	N	A	S	C	R	I	C	K	E	T
D	E	B	A	D	G	E	R	S	T	L	V	Y	A	M	N
H	U	N	F	D	E	S	T	I	N	K	Y	P	U	F	F



Tanglewood

Kids are at the heart of our books


For more activities, visit

www.tanglewoodbooks.com



Chester Raccoon and the Almost Perfect Sleepover

By Audrey Penn



PERFECT SLEEPOVER CHECKLIST

We know going on your first few sleepovers can be hard. With the proper preparation, you won't have to worry about forgetting something you might need or want away from home. Use this list to help make packing for a sleepover a snap.

- | | |
|---|--|
| <input type="checkbox"/> Clothes for the next day
- Including underwear, socks,
and shoes | <input type="checkbox"/> Favorite comfort toy and/or blanket |
| <input type="checkbox"/> Extra set of clothes | <input type="checkbox"/> Glasses and case, if needed |
| <input type="checkbox"/> Pajamas | <input type="checkbox"/> Orthodontal supplies, if needed |
| <input type="checkbox"/> Toothbrush and toothpaste | <input type="checkbox"/> Games |
| <input type="checkbox"/> Sleeping bag and/or pillows | <input type="checkbox"/> A good book |
| <input type="checkbox"/> Hairbrush and/or comb | <input type="checkbox"/> Movies |
| <input type="checkbox"/> Wash cloth and/or Face towel | <input type="checkbox"/> Swimsuit, if needed |
| <input type="checkbox"/> Flashlight | <input type="checkbox"/> Helmet, if needed |
| <input type="checkbox"/> Any medicine | <input type="checkbox"/> Hair accessories, if needed |
| <input type="checkbox"/> Contact numbers in case of an
emergency | <input type="checkbox"/> Deodorant |
| | <input type="checkbox"/> A Kissing Hand |



Tanglewood

Kids are at the heart of our books

For more activities, visit
www.tanglewoodbooks.com