


# *The* KISSING HAND

## 25<sup>TH</sup> ANNIVERSARY PARTY KIT



# *The* KISSING HAND



## 25<sup>TH</sup> ANNIVERSARY PARTY KIT

Dear Booksellers and Librarians,

THE KISSING HAND by Audrey Penn has become the classic book used for kids starting school and is also popular for Valentine's Day and Mother's Day. What better book to create an event for any one of these occasions? A special occasion that we are so happy to celebrate, however, is THE KISSING HAND's 25th year in print!

Our event kit includes ideas, instructions, and materials for activities to make your celebration of THE KISSING HAND's 25th anniversary, or any occasion THE KISSING HAND relates to, memorable.

In our kit, you'll find:

- ♥ Things to do before your event, including ideas for decorating
- ♥ Invitations and flyers to announce your event
- ♥ Name tags
- ♥ Character puppets to print and cut out
- ♥ Materials for a Pin the Tail on the Raccoon game
- ♥ Templates for an art activity
- ♥ A coloring activity
- ♥ An imaginative drawing activity
- ♥ Songs
- ♥ Suggestions for a scavenger hunt and party refreshments

We also have extra heart stickers to complement your activities and a fantastic costume for Chester Raccoon who would love to attend your event. Just send an email to Peggy Tierney, [ptierney@tanglewoodbooks.com](mailto:ptierney@tanglewoodbooks.com), and let us know where you are located and when your event will take place. We will get back to you as soon as we can to see how we can provide you with these fun extras.

Warmest wishes from all of us at Tanglewood, from Chester Raccoon and his mommy, and from Audrey Penn.

# *The* KISSING HAND



## 25<sup>TH</sup> ANNIVERSARY PARTY KIT

### BEFORE THE PARTY:

- ♥ Decorate your space. Cut out a moon and stars and suspend them from the ceiling or hang them high on the walls throughout the room. Fiddle with the lighting to see how night-like you can make it seem. You'll find a slew of raccoon sounds at: [http://www.soundboard.com/sb/Raccoon\\_Sounds\\_audio](http://www.soundboard.com/sb/Raccoon_Sounds_audio)
- ♥ Scatter items for the scavenger hunt. You can use things like a leaf, a rock, a twig, a flower, a handful of nuts, a bird's nest.
- ♥ Print out the name tags on Avery® 6874, 3" x 3-3/4" labels.
- ♥ Make up enough of the Chester and Mommy puppets for your guests. You'll find the puppets on page 8 of this kit.
- ♥ Print and cut out the Chester "pin the tail on the raccoon" shape (pages 9-11 of this kit). Glue it to a piece of heavy cardboard. Print out and cut out a dozen tails. Be sure you have tape around for the game. Also have a scarf on hand to serve as a blindfold.
- ♥ Make several stencils of an open hand: You will find the template at: <http://www.makinglearningfun.com/themepages/KissingHandPaperPlateStencil.html> Have enough paper plates and crayons available for all the children.
- ♥ Make copies of the "find the animals" take-home page.

You've got everything you need here for a fantastic celebration.

HAVE A GREAT TIME.

# *The* KISSING HAND



## 25<sup>TH</sup> ANNIVERSARY PARTY KIT

### THE PARTY:

When everyone has arrived, set a foresty nighttime mood. Point out the moon and stars in the area. Explain that raccoons are nocturnal animals, and we want Chester to feel comfortable so we're bringing the nighttime in. Then lights out and shades down (if you can). If it's really dark, have a couple of flashlights around for just enough light. Have everyone listen carefully as you play the raccoon sounds.

Settle the children into a circle and read THE KISSING HAND.

Now hand out the puppets—half the children get Chester and the other half get Mommy. Then read the story again, with the children using their puppets to play out their character's actions. If the children know the story well enough, they can say it along with you as you read it through a second time.

Reveal the tailless Chester picture on your wall. Where's his tail? Show the children the tails you have and then play Pin the Tail on Chester.

Tell the children that raccoons are scavengers who look everywhere and anywhere to find food. Then have a scavenger hunt. Who can find a leaf, a rock, a twig, a flower, a handful of nuts, a bird's nest? Remind the children that all of these are within plain sight—all they have to do is look carefully.

Each child can now make his/her own kissing hand. Give out the hand template for the children to trace—several children should take turns with each stencil. Once the outline is complete, allow the children time to decorate the hands and surrounding paper plate. Be sure each child signs his/her name on their hand.

# The KISSING HAND



## 25<sup>TH</sup> ANNIVERSARY PARTY KIT

### TIME FOR SONGS

We found this on the internet. Easy to sing and easy to add hand motions.

#### **I'M A LITTLE RACCOON**

(to the tune of I'm a Little Teapot)

*written by Leanne Guenther*

I'm a little raccoon, prowling around  
(*use your hands like little paws and make a cautious prowling motion*),

I hunt for food without a sound  
(*look left and then right, exaggerating the movement of your head, and then make a shhhhhh motion—with your finger to your lips*).

A mask on my face and a bushy tail  
(*point to your eyes and then swish one arm behind you like a tail*),

Let's see if you can spot my trail  
(*point at someone and then put your hand on your forehead (like a salute) and gaze at the floor like you're looking for pawprints*)!

And here's a fun song about love. If you don't know the tune, you can find it on YouTube.

#### **SKINNAMARINKYDINKYDINK**

SkinnaMarinkyDinkyDink

SkinnaMarinkyDoo

I Love You

(repeat)

I love you in the morning

I love you late at night

I love you in the evening when the moon  
is shining bright

SkinnaMarinkyDinkyDink

SkinnaMarinkyDoo

I Love You

# *The* **KISSING HAND**

## **25<sup>TH</sup> ANNIVERSARY PARTY KIT**



### **TIME FOR REFRESHMENTS**

Raccoons aren't very picky about what they eat, so you can serve whatever you like. Chester won't mind. If you have a cake, that's great. Or animal cookies, cheese and crackers, pretzels. Top it off with a glass of lemonade.

### **AS YOUR GUESTS LEAVE...**

Be sure to give each child a take-home find-the-animals page.

We hope everyone had a great time.

To see the rest of the Kissing Hand books, please visit our website

[www.tanglewoodbooks.com](http://www.tanglewoodbooks.com)

MY NAME IS



MY NAME IS



MY NAME IS



MY NAME IS



MY NAME IS



MY NAME IS




# *The* KISSING HAND

## 25<sup>TH</sup> ANNIVERSARY PARTY KIT





Print this page and cut out AROUND Chester and his mother. Make them into puppets by taping them onto a popsicle stick, straw, or chopstick. Act out the story. How do you feel when your parents leave you at school or other places? Does a kissing hand make you feel better? What else feels good? Tell your grown-ups what it is like for you—they like to know!






# Pin the Tail on Chester

Print out and cut out the Chester pin-the-tail-on-the-raccoon shape. Line up the pieces and tape together the top and bottom half to make a complete raccoon. Glue it to a piece of heavy cardboard. Print out and cut out a dozen tails. Be sure you have tape around for the game. Also have a scarf on hand to serve as a blind-fold. This file is set up to print on 8.5" x 11" paper.







# *The* KISSING HAND ACTIVITY

Cut out the pattern below. Glue it on a paper plate or piece of construction paper. Decorate and color it. Write "I Love You" around it. Give it to someone you love with a Kissing Hand.



*The*  
**KISSING HAND**



**25<sup>TH</sup> ANNIVERSARY PARTY KIT**



Color Chester Raccoon!


# *The* KISSING HAND



## FUN AT SCHOOL DRAWING

Mrs. Raccoon promises Chester that he will meet new friends, play with new toys, and read new books at school. What is a new thing you played or discovered at school?

I played/discovered \_\_\_\_\_



**THERE ARE AT LEAST 26 ANIMALS IN THE  
ILLUSTRATIONS OF THE KISSING HAND.  
HOW MANY OF THEM CAN YOU FIND?  
DRAW ONE OF YOUR FAVORITES HERE.**

PLEASE JOIN US FOR A CELEBRATION



# *The* KISSING HAND

25<sup>th</sup> ANNIVERSARY FAMILY EDITION



The Date:

The Time:

The Place:

*Storytelling, Puppets, Games, Crafts, Songs  
Refreshments For All*

by Audrey Penn



PLEASE JOIN US FOR A CELEBRATION

# *The* KISSING HAND

25<sup>th</sup> ANNIVERSARY FAMILY EDITION



The Date:

The Time:

The Place:

Storytelling, Puppets, Games, Crafts, Songs  
Refreshments For All



PLEASE JOIN US FOR A CELEBRATION

# *The* KISSING HAND

25<sup>th</sup> ANNIVERSARY FAMILY EDITION



The Date:


The Time:

The Place:


Storytelling, Puppets, Games, Crafts, Songs  
Refreshments For All

# The KISSING HAND


## 25<sup>TH</sup> ANNIVERSARY PARTY KIT




**The Kissing Hand  
25th Anniversary Edition**  
ISBN: 978-1-939100-18-4




**A Pocket Full of Kisses**  
ISBN: 978-1-9337180-2-6




**A Kiss Goodbye**  
ISBN: 978-1-933718-04-0




**Chester Raccoon and the  
Big Bad Bully**  
ISBN: 978-1-933718-15-6



**Chester Raccoon and the Acorn  
Full of Memories**  
ISBN: 978-1-933718-29-3



**Chester the Brave**  
ISBN: 978-1-933718-79-8



**Chester Raccoon and the  
Almost Perfect Sleepover**  
ISBN: 978-1-939100-11-5

To order any of the Kissing Hand books, please visit our website  
[www.tanglewoodbooks.com](http://www.tanglewoodbooks.com)